

Magnetic Contactors and Starters

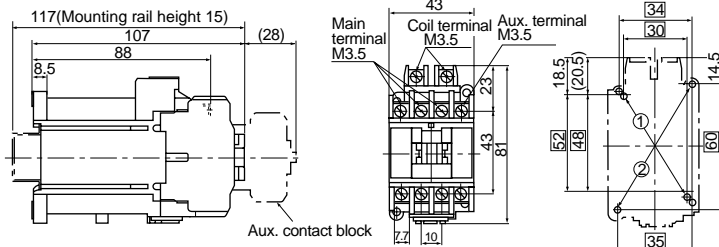
SC and SW series

DC operated

■ Dimensions

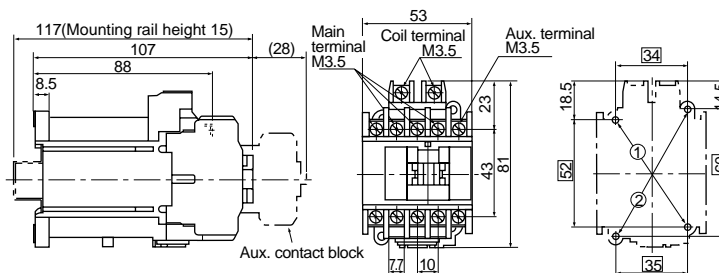
DC operated contactors

SC-03/G, SC-0/G



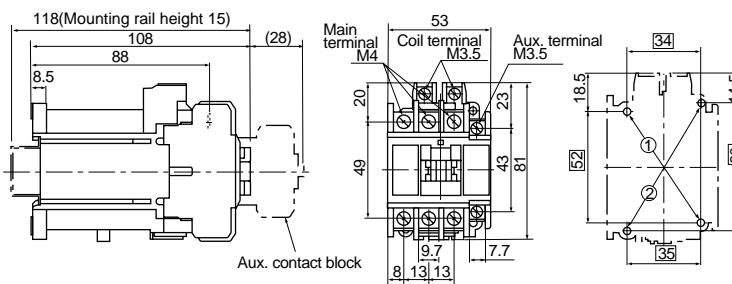
Mass:0.55kg

SC-05/G



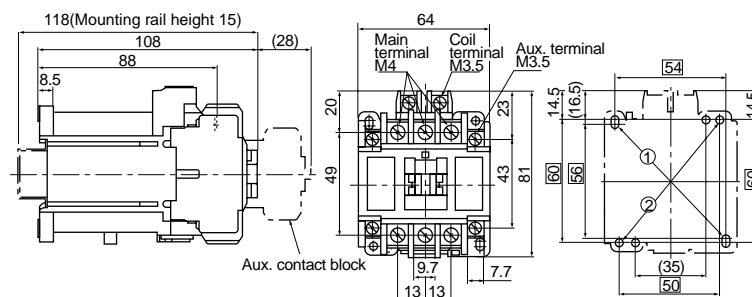
Mass:0.58kg

SC-4-0/G, SC-4-1/G



Mass:0.6kg

SC-5-1/G

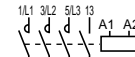


Mass:0.62kg

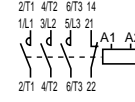
■ Wiring diagrams

Auxiliary contact

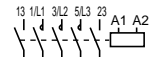
1NO



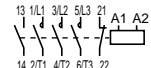
1NC



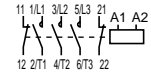
2NO



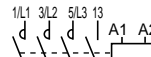
1NO+1NC



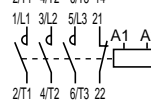
2NC



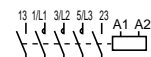
1NO



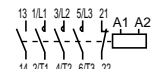
1NC



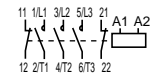
2NO



1NO+1NC



2NC



Note: Use the two mounting holes on a diagonal line to mount a contactor.
Mounting holes indicated by ① are compatible with those of SRC type.
Mounting holes indicated by ② are compatible with IEC standard