

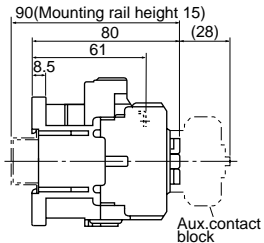
# Magnetic Contactors and Starters

## SC and SW series

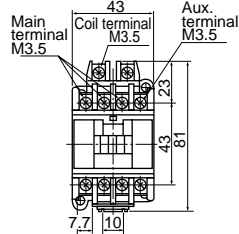
### Standard type

#### ■ Dimensions, mm Contactors/Open type

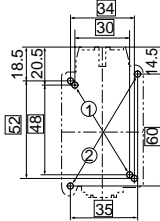
##### SC-03, SC-0



Mass: 0.32kg



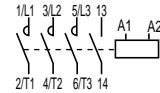
#### Panel drilling



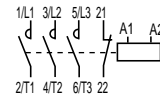
#### ■ Wiring diagrams

##### Auxiliary contact

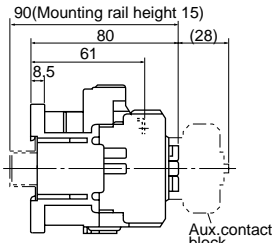
1NO



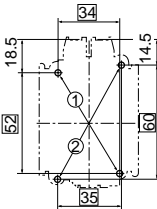
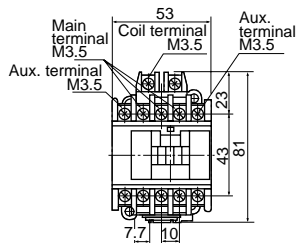
1NC



##### SC-05



Mass: 0.34kg



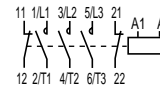
2NO



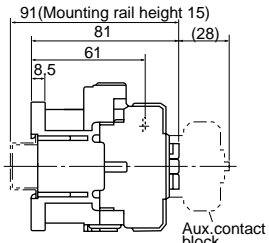
1NO+1NC



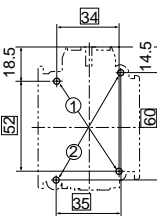
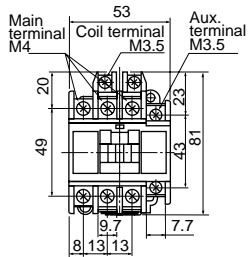
2NC



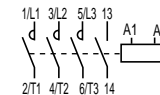
##### SC-4-0, SC-4-1



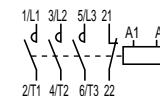
Mass: 0.36kg



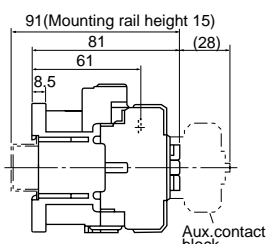
1NO



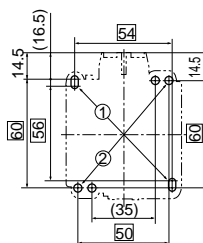
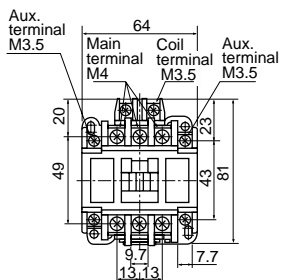
1NC



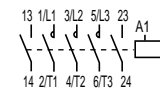
##### SC-5-1



Mass: 0.38kg



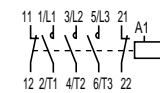
2NO



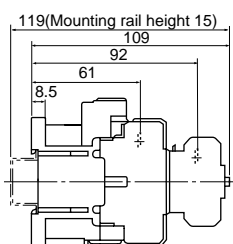
1NO+1NC



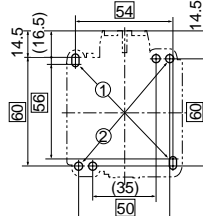
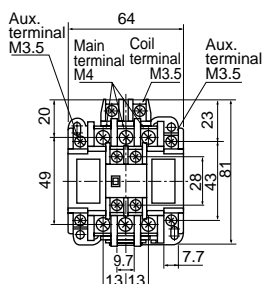
2NC



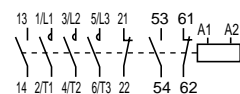
##### SC-5-1



Mass: 0.4kg



2NO+2NC



Note: Use the two mounting holes on a diagonal line to mount a contactor.  
Mounting holes indicated by ① are compatible with those of SRC type.  
Mounting holes indicated by ② are compatible with IEC standard